

Direct-View LED Traffic Signal TCILH-RG Indicator Dots (Horizontal)

ILLUMINATION SOURCE

Super bright, wide viewing angle LED's
Light Engines available in Green, Red, Blue, and Amber LED's
Long life; Up to 100,000+hours

ELECTRICAL

Integrated solid state power supply
120 VAC Standard
Other voltages available upon request 12 VDC to 24 VDC
Heavy-duty porcelain sockets with copper screw shell

CONSTRUCTION

Cabinet - injection molded impact resistant polycarbonate housing and hood
Raceway - 0.050" Aluminum
Lens Material - Impact resistant colored polycarbonate
Lens Colors - Red, Green, Amber, Blue, and Clear

FINISH

Cabinet - Standard Duranodic Bronze
Custom colors available upon request

INSTALLATION

Four 0.25" mounting holes and one 0.875" diameter knockout for electrical connection.

OPTIONS

- | | |
|--|--|
| <input type="checkbox"/> Ceiling Mount Bracket | <input type="checkbox"/> 550 Wall Mount Bracket ____ Qty |
| <input type="checkbox"/> Projection Mount Bracket | <input type="checkbox"/> Custom Paint ____ Pantone Color |
| <input type="checkbox"/> Dual Angle Mount Bracket 42" | <input type="checkbox"/> RF Remote |
| <input type="checkbox"/> Projection Double Post Mount | <input type="checkbox"/> Flasher Unit |
| <input type="checkbox"/> Single Post Mount ____ Length | <input type="checkbox"/> Photo Electric Sensor |
| <input type="checkbox"/> Double Post Mount ____ Length | <input type="checkbox"/> Piezo Buzzer |
| <input type="checkbox"/> Recessed Frame Mount | <input type="checkbox"/> Flashing Beacon |
| <input type="checkbox"/> Base Plates ____ Qty | <input type="checkbox"/> Switches ____ Gang ____ Qty |
| | Available in 1, 2, 3, 4, 5, 6, 7, 8, 9 gang |

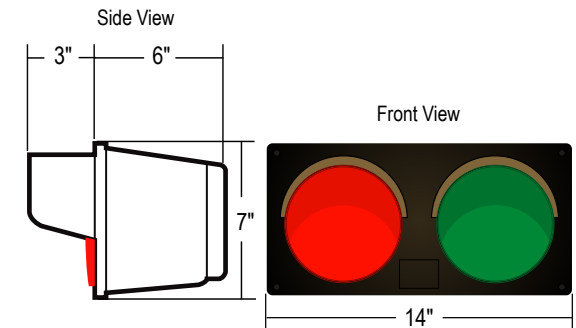
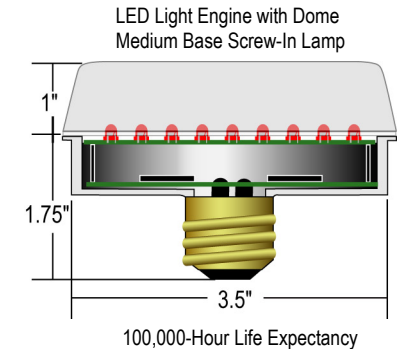
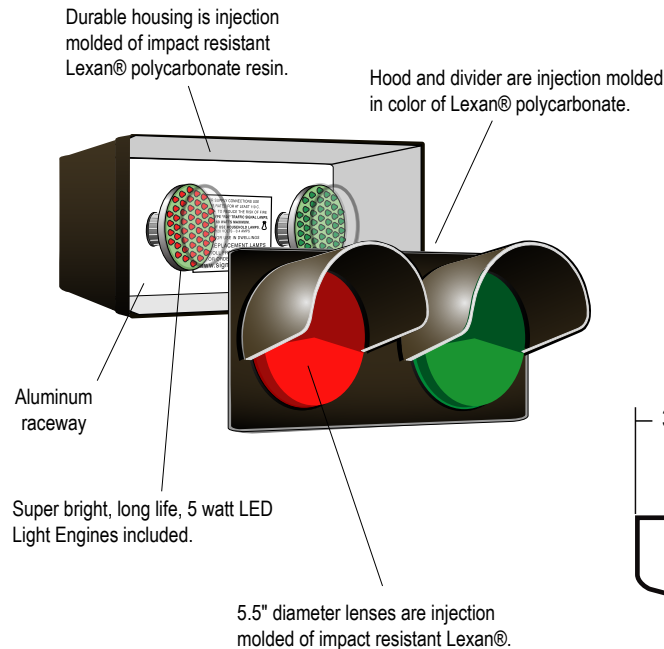
DIRECTIONAL SYSTEMS

4045 Westbury Ridge, Erie, PA 16506
Phone: 877 / 827-8296
Fax: 877 / 827-8291
Email: sales@directionalsystems.com
Online: www.directionalsystems.com



Proudly Made In The USA

Product View



MODEL NUMBER

TCILH-RG (Horizontal LED)

HOUSING DIMENSIONS

7" H x 14" L x 6" D

LENS DIAMETER

5.5 Inch

MESSAGE

Red / Green Indicator Dots

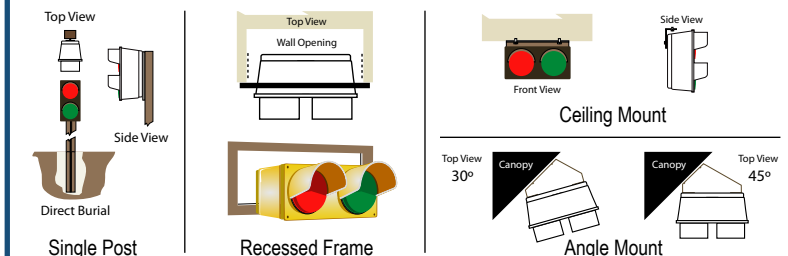
MESSAGE COLOR

Red / Green

LIGHT SOURCE

Direct-View LED

Optional Mounting Methods



Optional Switches and Switchplates

